



07/12/2020

e-Goods Declaration Performance Report Other Governmental Agencies (OGAs)

TTBizLink currently tracks the performance of its e-services at www.ttbizlink.gov.tt. From these results inferences can be made on the level of interest in, and peak periods of activity on the service.



Performance Report for Month Ending 31 December 2020

**E-GOODS DECLARATION PERFORMANCE REPORT
OTHER GOVERNMENTAL AGENCIES (OGAS)**

CONTENTS

EXECUTIVE SUMMARY..... 1

TT\$ VALUE OF DECLARATIONS ROUTED TO EACH AGENCY..... 2

MODULE PERFORMANCE SUMMARY..... 3

MODULE PERFORMANCE PER OGA..... 4

Executive Summary

The Goods Declaration Module saw a **10% increase in activity** for the month of **December 2020** when compared to the previous month, with the total declarations submitted to TTBizLink going from **12,183** to **13,410** declarations. Furthermore, there was a **10% increase** in the number of declarations submitted to TTBizLink when compared to **December 2019**.

The average processing time was 0.49 days (11.73 hours) per declaration. However, much of the delays can be attributed to regular CBCS authentication errors. It is anticipated that the ASYCUDA World upgrade will eliminate these errors. The average processing time of the previous month stood at 0.52 days (12.5 hours).

There were no incidents raised during the month of December.

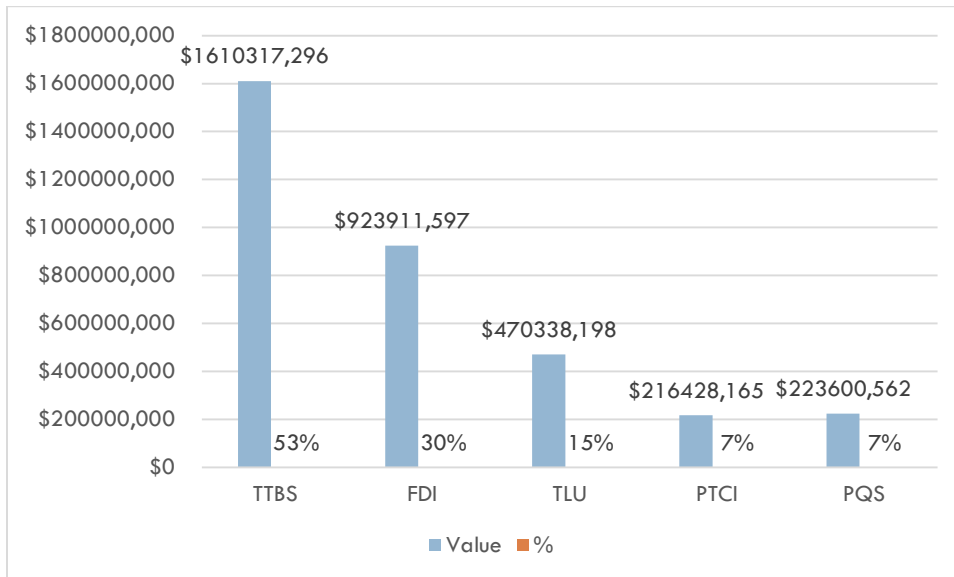
There was **one (1)** change order raised during the month of December.

TT\$ Value of Declarations Routed to Each Agency

A combined **TT\$ 3.05 Bn** worth of goods entered Trinidad and Tobago in October 2020.

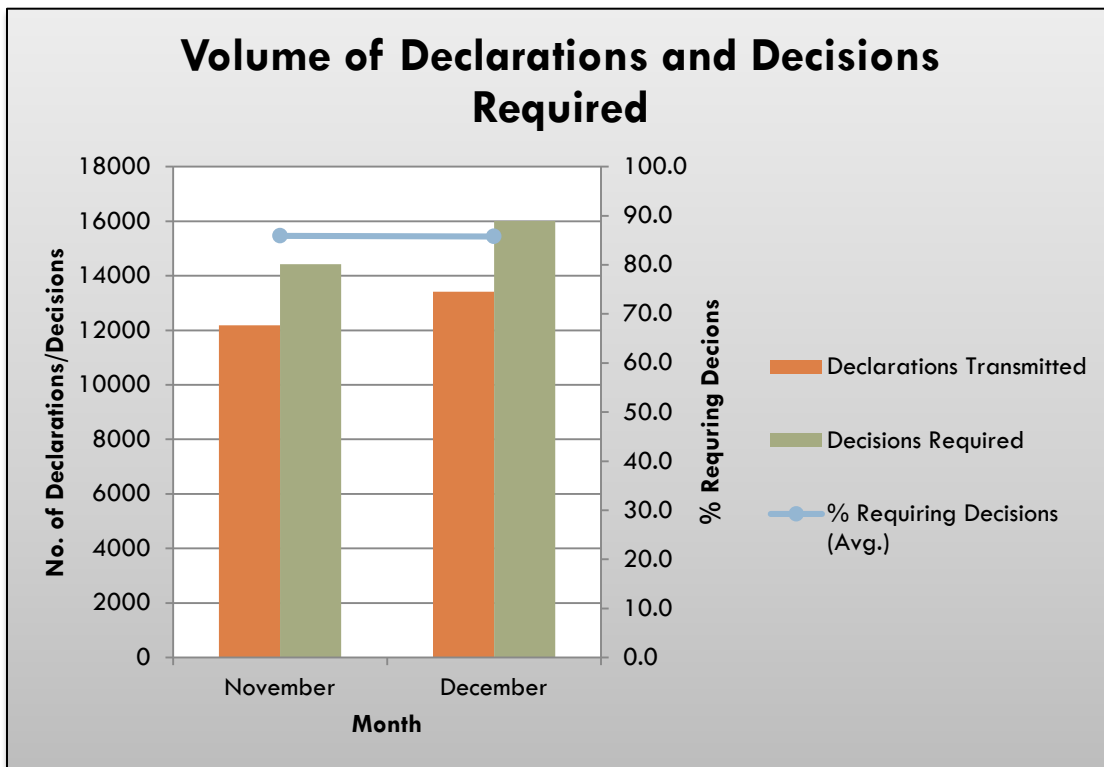
The below table and chart gives further information on selectivity by value.

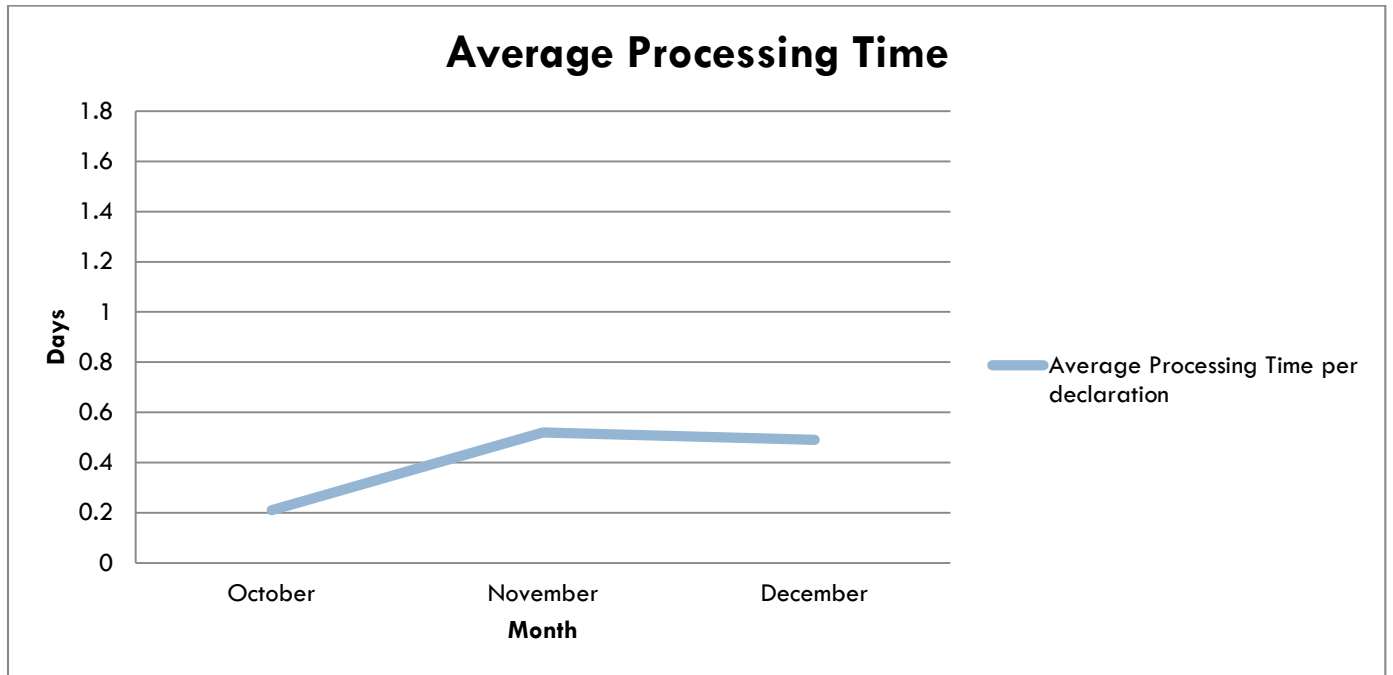
OGA	Value	%
TTBS	\$1,610,317,296	53%
FDI	\$923,911,597	30%
TLU	\$470,338,198	15%
PTCI	\$216,428,165	7%
PQS	\$223,600,562	7%
Overall Value	\$3,045,030,565	100%



Module Performance Summary

Month	Declarations Transmitted	Decisions Required	Average Processing Time (Days)
Previous Month (November)	12,183	14,426	0.55
Current Month (December)	13,410	16,013	0.49





Module Performance per OGA

Agency	Number of Declarations Transmitted for Processing	Percentage Declarations Requiring Processing (of Total Submitted)	Number of Declarations Processed	Average Processing Time (Hours)
PQS	1288	9%	1182	8.88
FDI	3999	28%	3495	10.48
PTCI	833	6%	812	15.22
TTBS	8027	56%	7852	20.77
TLU	2225	15%	2222	3.30
Overall	13,410	85.8%	16,013	0.49
Since Module Inception	1,072,965	84.6%	1,053,449	0.94

